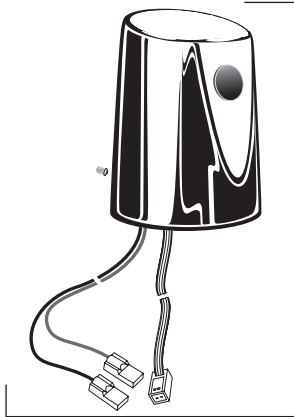


SELECTRONIC™ PROXIMITY URINAL FLUSH VALVE 0.5 & 1.0 GPF

MODEL NUMBERS

6063.510	6063.051
6063.505	6063.101
6062.601	7093.051

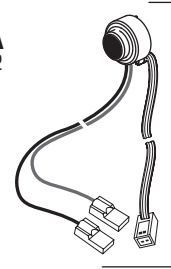


M962665-0020500A
COVER ASSEMBLY FOR
FLUSH VALVE WITH 0.5 gpf
(BATTERY INCLUDED)

M962665-0021000A
COVER ASSEMBLY FOR
FLUSH VALVE WITH 1.0 gpf
(BATTERY INCLUDED)



A923654-0070A
BATTERY 6VCR-P2



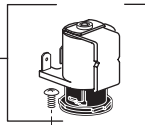
A950223-0070500A
SENSOR ASSEMBLY
W/MTG. KIT.
FOR FLUSH VALVE
WITH 0.5 gpf

A950223-0071000A
SENSOR ASSEMBLY
W/MTG. KIT.
FOR FLUSH VALVE
WITH 1.0 gpf

A906680-0070A
BONNET NUT

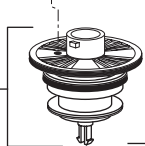


M962664-0070A
SOLENOID ASSEMBLY



M962955-0070A
SOLENOID & PISTON
SUBASSEMBLY

M962907-0070A
PISTON ASSEMBLY



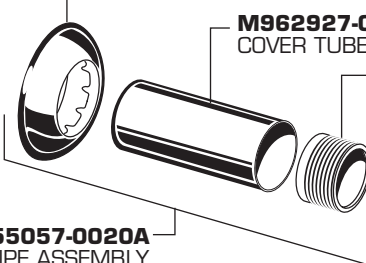
OPTIONAL ADJUSTABLE TAILPIECE
(Purchased Separately)
M962836-0020A (8-1/4" to 9-1/4" Rough-in)
M962835-0020A (7-1/4" to 8-1/4" Rough-in)
M962834-0020A (6-1/4" to 7-1/4" Rough-in)
M962833-0020A (5-1/4" to 6-1/4" Rough-in)

M962666-0020A
MANUAL VALVE



M962920-0020A
ADJUSTABLE TAILPIECE
(4-1/4" to 5-1/4" Rough-in)

M962928-0020A
STAMPED FLANGE



M962927-0020A
COVER TUBE

M962926-0070A
SWEAT ADAPTER

M962801-0070A
FLOW REGULATOR

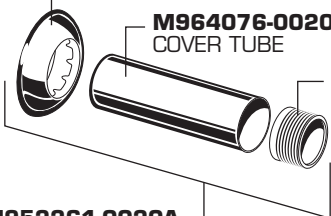


A955056-0020A
1" SUPPLY STOP
FOR (6062.601)

M955058-0020A
3/4" SUPPLY STOP

A955057-0020A
1" INLET PIPE ASSEMBLY
FOR (6062.601)

M964074-0020A
STAMPED FLANGE

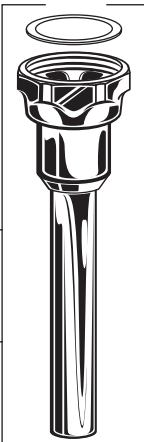


M964076-0020A
COVER TUBE

M964075-0070A
SWEAT ADAPTER

M964059-0020A
CAP (40mm THREAD)

M952263-0020A
3/4" VACUUM
BREAKER ASSEMBLY



M955062-0020A
1-1/4" VACUUM
BREAKER ASSEMBLY
FOR (6062.601)

M952261-0020A
3/4" INLET PIPE ASSEMBLY

M952262-0020A
3/4" SPUD ASSEMBLY



M952208-0020A
1-1/4" SPUD ASSEMBLY
FOR (6062.601)



HOT LINE FOR HELP
For toll-free information and answers to your questions, call:
1 (800) 442-1902
Weekdays 8:00 a.m. to 6:00 p.m. EST
IN MEXICO 01-800-839-1200
IN CANADA 1-800-387-0369 (TORONTO 1-905-306-1093)
Weekdays 8:00 a.m. to 7:00 p.m. EST

Product names listed herein are trademarks of AS America, Inc.